

# SEPTEMBER 2024

Daily literacy-building activities to share with your child.



SUNDAY

MONDAY







TUESDAY

WEDNESDAY

THURSDAY

FRIDAY

SATURDAY

1 WRITING	2 PLAYING	3 TALKING	4 SINGING	5 COUNTING	6 READING	7 WRITING
<p>Draw, then trace the letters of the alphabet with your fingers while making the sound of each.</p>	<p>Blow bubbles today. This strengthens muscles needed for speech.</p>	<p>Discuss opposites. Show examples of big and small, night and day, light and dark.</p>	<p>Clap your hands to the beat of a favourite song.</p> 	<p>Lace beads onto a piece of yarn. Count them as you go.</p> 	<p>Read and talk about books focused on insects active in late summer, like crickets or cicadas.</p>	<p>Write your to-do list together. Have your child check off each task as it is completed.</p> 
8 PLAYING	9 TALKING	10 SINGING	11 COUNTING	12 READING	13 WRITING	14 PLAYING
<p>Set up a tinkering station with craft supplies, cardboard and tape to encourage invention.</p>	<p>Ask your child "What is your favourite game to play?" Talk about why and play it if you can.</p>	<p>Sing a favourite song in parts. You sing, then your child, then you and so on.</p>	<p>Count aloud as your child puts pebbles in a container one at a time, up to 10.</p>	<p>Have a family book club. Each person brings a Library book for a story time.</p> 	<p>Pop bubble wrap or play with squirt toys to develop muscles needed for writing.</p>	<p>Spend time playing at your Library. Check out books about Fall.</p>
15 TALKING	16 SINGING	17 COUNTING	18 READING	19 WRITING	20 PLAYING	21 TALKING
<p>Make silly sounds today. Encourage your child to also make silly sounds.</p>	<p>Play talent show. Each person takes the stage to perform their special skill.</p>	<p>Look for shapes around the home or outdoors. Encourage children to name shapes they see.</p>	<p>Pick a favourite book. Ask your child to tell you what happens before you start reading.</p>	<p>Use your fingers to draw shapes in the air. Take turns guessing what each person drew.</p>	<p>Go on a scavenger hunt. Look for things that begin with the 'p' sound: plate, pan, pen.</p>	<p>Take turns telling each other simple stories.</p> 
22 SINGING	23 COUNTING	24 READING	25 WRITING	26 PLAYING	27 TALKING	28 SINGING
<p>Sing or say <i>If You're Happy and You know It</i>. (Words on back.)</p>	<p>Use toy blocks to measure length. How many blocks long is your arm, your foot, etc.?</p>	<p>Hang up a paper with the words to <i>Are You Sleeping?</i> Sing it daily. (Words on back.)</p>	<p>Write your child's first name. Make the sound of the first letter and say words that begin with it.</p>	<p>Play Hot and Cold. (Instructions on back.)</p> 	<p>Use family photos to tell stories. Encourage your child to tell a story.</p>	<p>Have a family sing-along. Each person gets to pick a favourite song.</p>
29 COUNTING	30 READING					
<p>Count the people in your family. How many kids, grownups, pets?</p>	<p>Visit your Library. Read to your child there and questions like, what will happen next?</p>					

## Playing to Learn New Words

Play and have fun with words:

- Read a book with lots of made-up words like "How Do You Wokka-Wokka?" by Elizabeth Bluemle. Try making up more words to go with the story.
- Silly poems are fun and can teach new vocabulary.
- Kids love riddles and jokes, which often use a "play on words." Laugh along as you talk about the answer to the riddle or joke.
- Having fun with words helps your child become more conscious of words and happy to keep learning.

### IF YOU'RE HAPPY AND YOU KNOW IT

If you're happy and you know it clap your hands.

*(clap, clap)*

If you're happy and you know it clap your hands.

*(clap, clap)*

If you're happy and you know and you really want to show it, if you're happy and you know it clap your hands.

*(clap, clap)*

OTHER VERSES: STOMP YOUR FEET! TURN AROUND! SHOUT HOORAY! DO ALL FOUR!

### ARE YOU SLEEPING?

Are you sleeping, are you sleeping?

Brother John, Brother John?

Morning bells are ringing, morning bells are ringing,


Ding ding dong, ding ding dong.




### HOT AND COLD

1. Select a household item for hiding.
2. The finder closes their eyes while the hider hides the item somewhere in the room.
3. The finder searches for the item while the hider provide clues.
4. When the finder is close to the item, the hider responds "you're 'rot!"
5. When The finder is far from the item, the hider responds "you're cold!"
6. Take turns being the hider and the finder.

# Books to Read this Month



**Hopscotch**  
Marie-Louise Gay



**Why We Dance**  
Deidre Havrelock



**Ribbit**  
Jorey Hurley

## Even More...

**My First Library Card Storytime**  
[hpl.ca/my-first-card](http://hpl.ca/my-first-card)

**SEP 20 PA Day Activities**  
[hpl.ca/PA-Day](http://hpl.ca/PA-Day)