

MARCH 2025

Daily literacy-building activities to share with your child.

SUNDAY

MONDAY

TUESDAY

WEDNESDAY

THURSDAY

FRIDAY

SATURDAY

1 WRITING

Using masking tape, put each letter in your child's name on the floor. Trace each letter.

2 PLAYING

Go for a walk. Can you spot a squirrel, car, tree or airplane?

3 TALKING

Find words that begin with 'M' today: Mom, March, Mud, Milk, Macaroni.

4 SINGING

Sing about an activity. "This is the way we eat our food, eat our food, eat our food."

5 COUNTING

Prepare a recipe together. Ask your child to help measure, count cups and spoonfuls.

6 READING

Point to a picture and talk about it. "That's a tree. Trees have branches and leaves."

7 WRITING

Practice drawing facial expressions. Draw a happy face, sad face, surprised face etc.

8 PLAYING

Pretend you and your child are diving in the ocean. Describe the beautiful marine life.

9 TALKING

Point to and name body parts. Where is your mouth? Nose? Tummy?



10 SINGING

Gather everyday items to use as musical instruments. March and sing.

11 COUNTING

Place several objects on a table. Talk about which is largest, heaviest and smallest.



12 READING

Show your child a selection of books. Ask which they'd like to read first, second, etc.

13 WRITING

Invite your child to help you write an email or text message using a keyboard.

14 PLAYING

Line up chairs and pretend to drive a bus. Take turns as driver and passenger.

15 TALKING

Use a block and pretend to talk on the phone. Hand it to your child to talk next.

16 SINGING

Sing or say and act out *Here is the Beehive*.



(Words on back.)

17 COUNTING

Mark yours and your child's height on a wall. Compare.

18 READING

Share what you are reading with your child and read aloud a section.

19 WRITING

Write a shopping list together. Check off the items as you pick them out at the store.



20 PLAYING

Pretend to be birds. Flap your wings, whistle and tweet. Talk about your favourites.



21 TALKING

Spring is here today. Talk about warmer weather, rain, mud and blooming flowers.

22 SINGING

Sing and dance the *Hokey Pokey*.

(Words on back.)

23 COUNTING

Sing *Five Little Froggies*. (Words on back.)

24 READING

Read labels around the kitchen with your child.

25 WRITING

Create and decorate a writing box together. Put paper and crayons inside.

26 PLAYING

Make a tent with sheets and furniture. Pretend you are camping. What do you see and hear?

27 TALKING

Say a favourite rhyme but leave off the last word. Ask your child to finish the sentence.

28 SINGING

Play or sing your favourite song together. Sing it fast, slow, loud and quiet.

29 COUNTING

Collect rocks and pebbles. Write numbers on them and help your child put them in order.

30 READING

Read the signs on the street with your child.

31 WRITING

Draw and decorate the alphabet.

Playing to learn new words.

Play is one of the best ways for children to learn language and literacy skills. Play helps children feel a sense of accomplishment and self-confidence. This motivates them to try new experiences and not to give up when something seems difficult. Also, it's fun!

FIVE LITTLE FROGGIES

Five little froggies sat on a shore.
(Crouch like a frog)

One went for a swim, then there were four.
(Pretend to leap and swim off)

Four little froggies
(Crouch like a frog)

Looked out to sea.
(Put your hand at brow and look out to sea)

One went swimming, and then there were three.
(Pretend to leap and swim off)

Three little froggies said, "What can we do?"


One jumped in the water, then there were two.
(Pretend to leap and swim off)

Two little froggies sat in the sun.
(Crouch like a frog)

One swam off, and then there was one.
(Pretend to leap and swim off)

One little froggy said "This is no fun!"

He dived in the water, and then there were none!



HERE IS THE BEEHIVE

Here is the beehive. *(Make a fist)*
Where are the bees?
Hiding inside where nobody sees.
Watch them come creeping out of the hive,
One, two, three, four, five *(Release one finger at a time from the fist/hive)*
BUZZ-ZZZ *(Wiggle fingers)*

THE HOKEY POKEY


You put your right foot in
You take your right foot out.
You put your right foot in
And you shake it all about.
You do the hokey pokey
And you turn yourself around.
That's what it's all about.

REPEAT WITH "LEFT FOOT," "RIGHT HAND," "LEFT HAND,"
AND "WHOLE SELF!"


Books to Read this Month



The Story Starts Here!
Caroline Merola



Counting Arctic Animals
Coco Apunnguaq Lyngé



The Line in the Sand
Thao Lam

Even More...

Looking for more educational family activities?

Attend a March Break Event
hpl.ca/march-break-events

Explore Our Collection of Interactive Tumblebooks
tumblebooklibrary.com